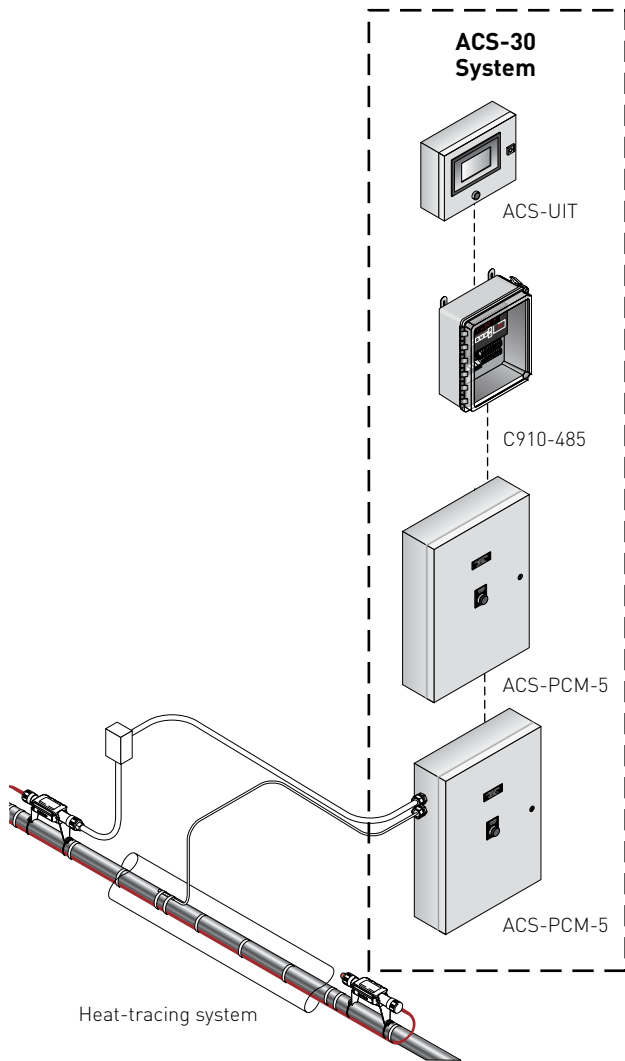


Raychem ACS-30

MULTIPOINT COMMERCIAL HEAT-TRACING SYSTEM



PRODUCT OVERVIEW

The Raychem ACS-30 Advanced Commercial Control System is a multipoint electronic control and monitoring system for heat-tracing applications. These applications include commercial freeze protection, surface snow melting, roof and gutter de-icing, and flow and temperature maintenance.

The ACS-30 system can control up to 260 circuits with multiple networked ACS-PCM2-5 panels, or Raychem C910-485 controllers for single circuit system extension. The ACS-PCM2-5 panel can directly control up to 5 individual heat-tracing circuits using electromechanical relays rated at 30 A up to 277 V. Four Resistance Temperature Detector (RTD) sensor inputs can be assigned for each heating cable circuit providing a variety of temperature control, monitoring, and alarm options. The ACS-30 can be fitted with 16 Raychem RMM2s, providing an additional 128 temperature inputs to a maximum of 388 inputs.

Control

The ACS-30 is pre-programmed with parameters for commercial hot water temperature maintenance, pipe freeze protection, flow maintenance, freezer frost heave prevention, surface snow melting, roof and gutter de-icing prevention and floor heating applications. The pre-programmed application settings significantly simplify setting up multiple heating cable circuits. Based on the application the ACS-30 can be configured for On/Off, Ambient Sensing, Proportional Ambient Sensing (PASC), and timed duty cycle control modes for HWAT applications.

The ACS-30 measures temperatures with 3-wire, 100-ohm platinum RTDs connected directly to the unit, or through optional Remote Monitoring Modules (RMM2). Each RMM2 accepts up to eight RTDs. Multiple RMM2s are networked over a single cable to the ACS-30, significantly reducing the cost of RTD wiring.

The built-in calendar function for hot water temperature maintenance, floor heating and greasy waste applications provides flexible timed set points providing energy savings.

Monitoring

To assist with energy management the ACS-30 monitors the power consumption of each heating cable circuit for up to five years of operation. The data may be graphically displayed daily, weekly, monthly or yearly. The ACS-30 measures 12 control parameters including ground fault, temperature, and current to ensure system integrity. Configurable alarm settings provide options for local or

ACS-30

remote alarms. These alarms can be programmed to send notification of the alarm event by e-mail to user-selected distribution. The system can be set to periodically check for heating cable faults, alerting maintenance personnel of a pending heat tracing problem. This helps avoid costly downtime. Dry contact relays are provided for alarm annunciation back to a Building Management System (BMS).

Ground-fault protection

National electrical codes require ground-fault equipment protection on all heat-tracing circuits. The ACS-30 controller has integrated ground-fault equipment protection and therefore does not require additional ground-fault protection, simplifying installation and reducing costs.

Installation

The ACS-30 system is configured with the User Interface Terminal (ACS-UIT2) that has an LCD color display with touch-screen technology. The ACS-UIT2 provides an easy user interface for programming without keyboards or cryptic labels. The ACS-30 Program Integrator application tool is available to program, edit and download circuit parameters through the local USB port or from a remote location. The ACS-UIT2 comes in a Type 4X enclosure suitable for nonhazardous, indoor or outdoor locations and comes complete with wiring terminals and an alarm signal light.

Communications

ACS-30 units support the Modbus® protocol and are available with RS-232, RS-485 or 10/100Base-T Ethernet communication interface. Raychem ProtoNode multi-protocol gateways are available to integrate the ACS-30 into BACnet® and Metasys® N2 BMS systems.

Complete system

The ACS-30 is supplied as a complete modular system, ready for field connections to convenient power distribution panels and temperature sensor input, reducing the cost of heating cable installation.

ACS-30 SYSTEM

Multipoint temperature control with ground-fault/current/temperature monitoring when used with the ACS-UIT2

The ACS-30 is a multipoint electronic control, monitoring, and power relay system for heat-tracing cables used in commercial heat-tracing applications. The system consists of a Raychem ACS-UIT2 and up to 52 ACS-PCM2-5 power control panels. C910-485 controllers may also be connected to the system for multiple, single circuit extensions. Raychem RMM2 heat-tracing remote monitoring modules may also be used with the ACS-30 system to expand the number of temperature measurement points.

The ACS-30 provides the following alarming features per control point.

- High/low temperature
- Ground fault
- RTD failure

The ACS-30 provides ground-fault monitoring and protection for every heat-tracing circuit and fulfills the requirements of national electrical codes.

ACS-30: HEATING CABLE APPLICATION PROGRAMMING SUMMARY

Control Mode Functions

Application	Heating cable	Control Mode	Control Settings
Hot Water Temperature Maintenance	HWAT	Preset power duty cycle (HWAT Design Wizard)	<ul style="list-style-type: none">• Constant temp• Variable schedule<ul style="list-style-type: none">– Maintain– Economy– Off– Heat Cycle (R2 only)
Floor Heating	RaySol MI heating cable QuickNet	Floor sensing	<ul style="list-style-type: none">• Constant temp• Variable schedule<ul style="list-style-type: none">– Maintain– Economy– Off• Circuit override through RTD or external device

ACS-30: HEATING CABLE APPLICATION PROGRAMMING SUMMARY**Control Mode Functions**

Application	Heating cable	Control Mode	Control Settings
Greasy Waste Disposal and Temperature Maintenance	XL-Trace	Line sensing	<ul style="list-style-type: none"> • Constant temp • Variable schedule <ul style="list-style-type: none"> – Maintain – Economy – Off
Pipe Freeze Protection	XL-Trace	Ambient, PASC or line sensing	<ul style="list-style-type: none"> • Constant temp • Circuit override through external device
Fuel Oil Flow Maintenance	XL-Trace	Ambient, PASC or line sensing	<ul style="list-style-type: none"> • Constant temp • Circuit override through RTD or external device
Freezer Frost Heave Prevention	<ul style="list-style-type: none"> • RaySol • MI heating cable 	Floor sensing	<ul style="list-style-type: none"> • Constant temp • Variable schedule <ul style="list-style-type: none"> – Maintain – Off
Surface Snow Melting	<ul style="list-style-type: none"> • ElectroMelt • MI Heating Cable 	Ambient or surface temp External controller	Constant temp External snow controller
Roof and Gutter De-icing	<ul style="list-style-type: none"> • IceStop • MI Heating Cable 	Ambient or surface temp External controller	Constant temp External snow controller

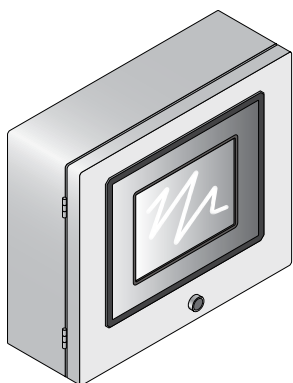
TEMPERATURE MONITOR ONLY

Five temperature monitor only channels
Low and high temperature alarms

VARIABLE SCHEDULE

Setpoint calendar with:

- 7 days/week calendar
- 48 - 1/2 hr time blocks/day
- Daily schedule copy function

ACS-UIT2 (USER INTERFACE TERMINAL)

The Raychem ACS-30 User Interface Terminal is a panel-mounted display for use with the ACS panel. The ACS-UIT2 has an 8.4 inch (21.7 cm) VGA color display with touch-screen technology, and provides an easy user interface for programming without keyboards or cryptic labels. It has RS-485, RS-232, or 10/100Base-T Ethernet communications ports that allow communication with external Distributed Control Systems or Building Management Systems. BACnet to Modbus protocol gateways with the Modbus registries pre-programmed are available. A USB interface is included for easy configuration and firmware upgrades.

The ACS-UIT2 is designed for use on indoor or nonhazardous location installations and is rated for NEMA 4 environments.

General

Approvals

Nonhazardous Locations



Area of use

Nonhazardous, indoors and outdoors (IP65, Type 4)

Supply voltage

100 – 240 Vac +/-10%, 50/60 Hz

Operating temperature

-25°C to 50°C [-13°F to 122°F]

Supply terminal

26–12 AWG

Storage temperature

-25°C to 80°C [-13°F to 176°F]

Dimensions

386 mm W x 336 mm H x 180 mm D, (15.21 in. W x 13.21 in. H x 7.09 in. D)

ACS-UIT2 (USER INTERFACE TERMINAL)

Alarm outputs

Relay outputs Three form C relays rated at 12 A @ 250 Vac. One relay used for common alarm light. Relays may be assigned for alarm outputs.


Network connection

Local port/remote	RS-232/RS-485 ports (RS-485, 2-wire isolated) may be used to communicate with host BMS computers using the Raychem ProtoNode-RER or ProtoNode-RER-10K.
Local RS-232	A non-isolated, 9 pin D sub male
Remote RS-485 #2	10 pin terminal block, 24–12 AWG, (0.2 mm to 2.5 mm ²) wire size
Data rate	9600 to 57600 baud
Maximum cable length	For RS-485 not to exceed 1200 m (4000 ft). Cable to be shielded twisted pair.
Field port	RS-485, 2-wire isolated. Used to communicate with external devices, such as ACS-PCM2-5, Raychem C910-485, and RMM2. Maximum cable length not to exceed 1200 m (4000 ft). Cable to be shielded twisted pair.
Field RS-485 #1	10 pin terminal block, 24–12 AWG, (0.2 mm to 2.5 mm ²) wire size
Data rate	To 9600 baud
LAN	10/100 Base-T Ethernet port with Link and Activity Status LEDs
USB port	USB 2.0 Host port Type A receptacle (X2)

LCD display

Display	LCD is a 8.4 inch (21.7 cm) VGA, color TFT transfective device with integral CCFL backlight
Touch screen	4-wire resistive touch screen interface for user entry

ACS-PCM2-5 POWER CONTROL PANEL



The ACS-PCM2-5 enclosure is rated NEMA 4/12 and is approved for nonhazardous indoor or outdoor locations. The ACS-PCM2-5 provides ground fault and line current sensing, alarming, switching (electromechanical relays) and RTD inputs for five heat tracing circuits when used with the ACS-UIT2.

ACS-30 General (RPN P000001232) panels are available to satisfy special applications which require higher voltage, higher switching capacity, panel heaters, etc. Contact Pentair Thermal Management at 1 (800) 545-6258 for design assistance.

General

Approvals

Nonhazardous Locations



Ambient operating temperature	-13°F to 122°F (-25°C to 50°C)
Dimensions	24" W x 24" H x 6.75" D (610 mm W x 610 mm H x 171 mm D)
Enclosure rating	NEMA 4/12 (indoor/outdoor locations)
Control supply voltage	90 - 280 V dropped to 12 V with switching power supply
Weight	70 lbs (31.75 kg)
Humidity	0-90% non-condensing
Fuse	Bussman MDL

ACS-PCM2-5 POWER CONTROL PANEL

Heating cable circuit contactors

Rating	3-pole – 30 A/pole 277 Vac
Type	Sprecher-Schuh CA7-16-10-12D
Quantity	5

Temperature sensors

Type	100-ohm platinum RTD, 3-wire, $\alpha = 0.00385$ ohm/ohm/°C Can be extended with a 3-conductor shielded cable of 20 ohm maximum per conductor
Quantity	Up to five wired directly to the ACS-CRM

Communication to ACS-UIT2, ACS-PCM2-5 panels, C910-485 and RMM2

Type	2-wire RS-485
Cable	One shielded twisted pair
Length	4000 ft (1200 M) maximum
Quantity	Up to 52 ACS-PCM2-5 panels may be connected to one ACS-UIT2

Line current sensors

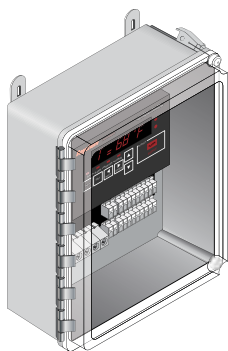
Max current	60 A
Accuracy	± 2% of reading

Ground-fault sensors

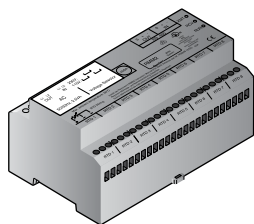
Range	10–200 mA
Accuracy	± 2% of reading

Connection terminals

Power supply/line/load	#22 – 8 AWG
RS-485	#24 – 12 AWG
RTD	#24 – 12 AWG


C910-485 ELECTRONIC CONTROLLER (OPTIONAL)

The Raychem C910-485 controller Part No. 10170-026 is a compact, full-featured, microprocessor-based, single-point commercial heating cable control system with integrated equipment ground-fault protection. The C910-485 provides control and monitoring of electric heating cable circuits for commercial heating applications. The C910-485 can be set to monitor and alarm for high and low temperature, low current, and ground-fault level. The C910-485 includes an RS-485 communication module to remotely configure, control and monitor the heating cable circuits through a building management system (BMS).

REMOTE MONITORING MODULE (OPTIONAL)

A Remote Monitoring Module (RMM2, Part No: 051778-000) is used to collect additional temperatures for control and monitoring of the heat-tracing circuit by the ACS-PCM2-5 control panel, through the ACS-UIT2 user interface terminal. The RMM2 accepts up to eight RTDs that measure pipe, vessel, or ambient temperatures. Multiple RMM2s communicate with a single ACS-UIT2 to provide centralized monitoring of temperatures. A single twisted-pair RS-485 cable connects up to 16 RMM2s for a total monitoring capability of 128 temperatures. The RMM2s are placed near desired measurement locations. The RMM2 is available for DIN rail mount or pre-installed inside a polycarbonate NEMA-4X enclosure (Part No: 523420-000).

PROTOCOL GATEWAY (OPTIONAL)



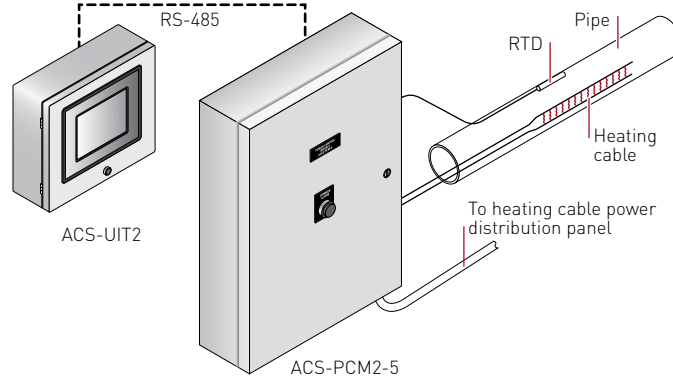
The ProtoNode is an external, high performance multi-protocol gateway for customers needing protocol translation between BACnet® or Metasys® N2 Building Management Systems (BMS) and the Raychem ACS-30 controller.

The ProtoNode-RER (Part No P000002008) is for ACS-30 systems with up to 5 PCM panels. The ProtoNode-RER-10K (Part No P000001983) is for ACS-30 systems with up to 34 PCM panels.

TYPICAL CONFIGURATIONS FOR THE RAYCHEM ACS-30 SYSTEM

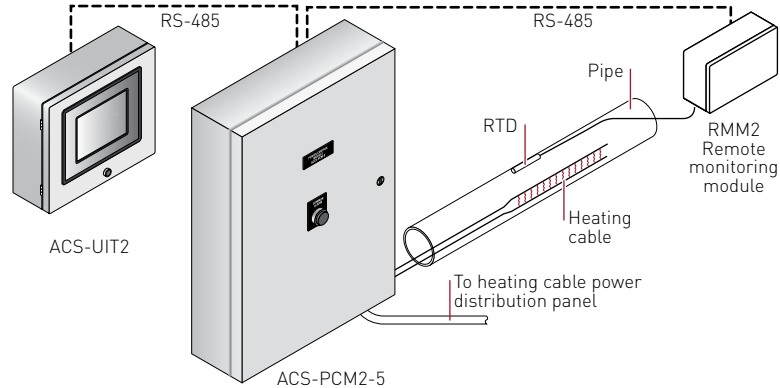
Individual controls

- Monitors ground-fault current and alarms/trip control contactor upon fault
- Monitors heater current
- Monitors pipe temperature (via RTD inputs wired back to the Raychem ACS-PCM2-5 or RMM2)



Individual controls with RMM2

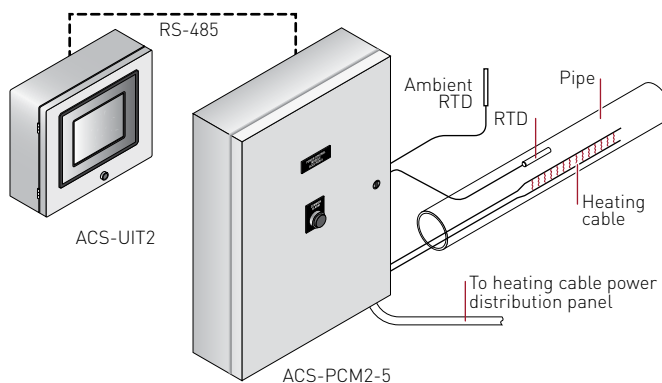
- Monitors ground-fault current and alarms/trip control contactor upon fault
- Monitors heater current
- Monitors pipe temperature (via RTD inputs wired back to the Raychem ACS-PCM2-5)
- Using optional RMM2 (remote monitoring modules) mounted in the field, up to 128 RTD inputs can be added to the ACS-30 system
- The RMMs allow the RTD cables to be terminated locally and only a single RS-485 twisted wire pair brought back to the panel. This results in a significant reduction in field wiring.



TYPICAL CONFIGURATIONS FOR THE RAYCHEM ACS-30 SYSTEM

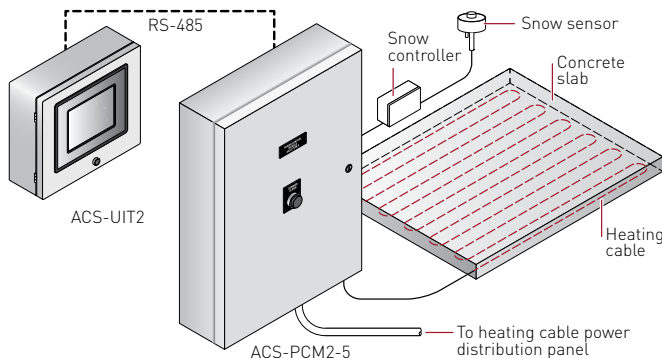
Individual ambient control

- Monitors ground-fault current and alarms/trip control contactor upon fault
- Monitors heater current
- Monitors pipe temperature (via RTD inputs wired back to the Raychem ACS-PCM2-5 or RMM2)



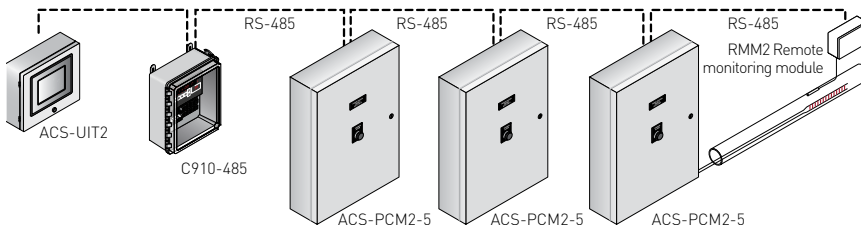
Individual external control for surface snow melting and roof & gutter application

- Monitors ground-fault current and alarms/trip control contactor upon fault
- Monitors heater current
- Monitors pipe temperature (via RTD inputs wired back to the Raychem ACS-PCM2-5 or RMM2)
- Connects to snow controllers (via RTD input) to power circuits when snow/ice melting is required



Multipanel configuration

- Multiple panels can be ganged together for control using a single Raychem User Interface Terminal
- Communications is accomplished using RS-485 protocol
- Up to 260 heat trace circuits can be supported using this architecture





WWW.PENTAIRTHERMAL.COM

NORTH AMERICA

Tel: +1.800.545.6258
Fax: +1.800.527.5703
Tel: +1.650.216.1526
Fax: +1.650.474.7711
thermal.info@pentair.com

EUROPE, MIDDLE EAST, AFRICA

Tel: +32.16.213.511
Fax: +32.16.213.603
thermal.info@pentair.com

ASIA PACIFIC

Tel: +86.21.2412.1688
Fax: +86.21.5426.2937
cn.thermal.info@pentair.com

LATIN AMERICA

Tel.: +1.713.868.4800
Fax: +1.713.868.2333
thermal.info@pentair.com

Pentair, HWAT, QuickNet, RaySol, XL-Trace, ElectroMelt, IceStop, and RMM2 are owned by Pentair or its global affiliates. Modbus, BACnet, Metasys N2 and LonWorks are trademarks of their respective owners. All other trademarks are the property of their respective owners. Pentair reserves the right to change specifications without prior notice.

© 2008-2015 Pentair.

@pentairTBS